

Rozměry v mm  
Maße in mm  
Dimensions in mm

IMPRESSION R 2g L 83.60.34.21

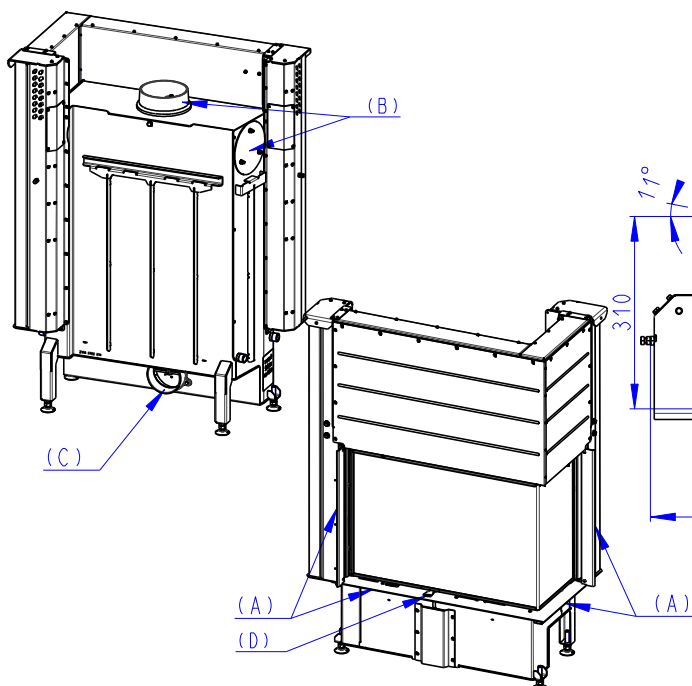
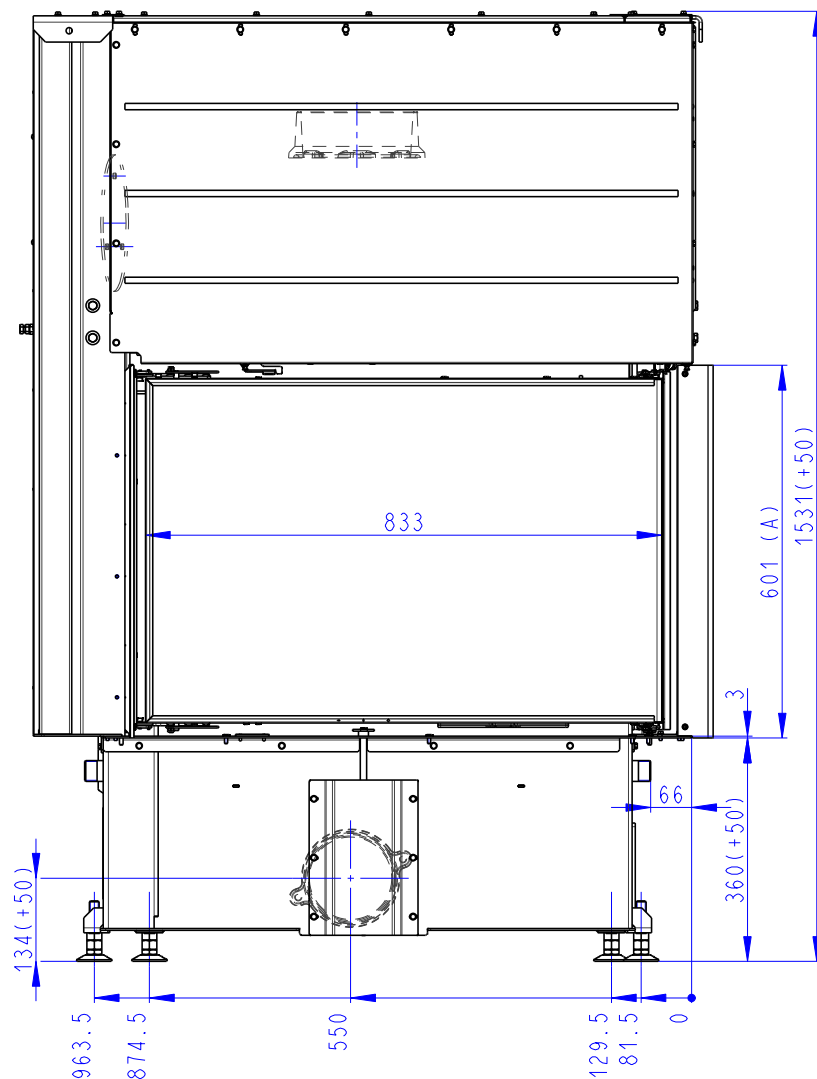
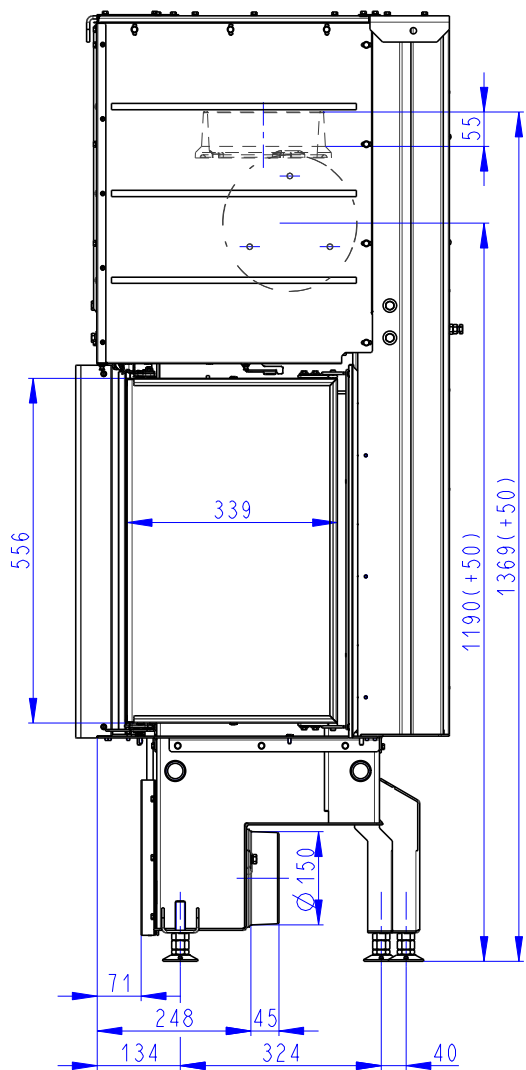
237kg

IMPRESSION R 2g L 83.60.34.21 + IR2LH TOP01

322kg

IMPRESSION R 2g L 83.60.34.21 + IR2LH TOP02

310kg



- (A) Zastavbovy rozmer / Baumaße / In-built dimension  
 (B) Litinový odvod kouře / Cast iron spigot / Der gusseiserne Rauchabgang  
 (C) Centralni privod vzduchu / Central air inlet / Zentralluftzufuhr  
 (D) Primarni a sekundarni vzduch / Primary and secondary air / Primärluft und Sekundärluft

Rozměry v mm  
Maße in mm  
Dimensions in mm

IMPRESSION L 2g L 83.60.34.21

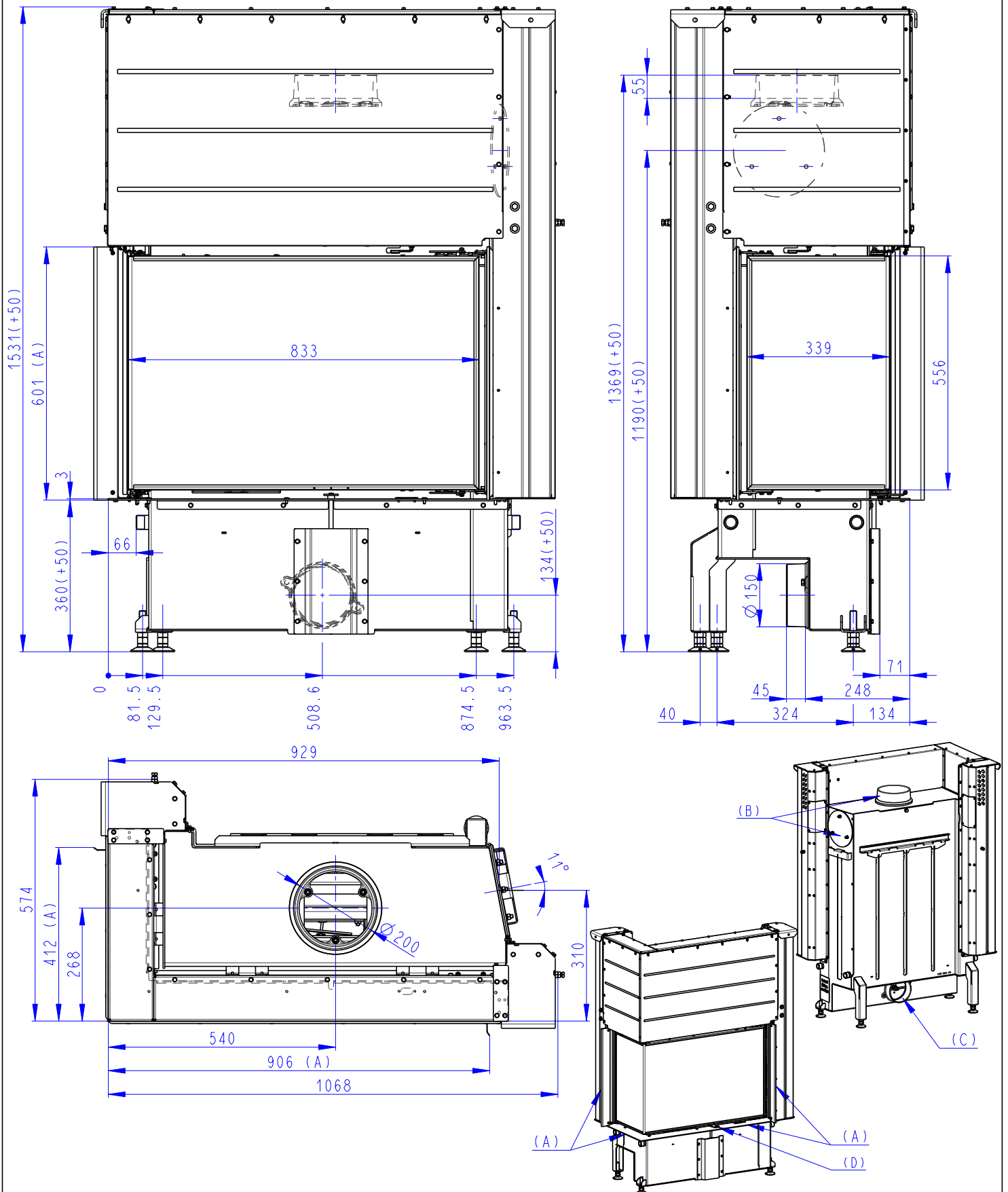
237kg

IMPRESSION L 2g L 83.60.34.21 + IR2LH TOP01

322kg

IMPRESSION L 2g L 83.60.34.21 + IR2LH TOP02

310kg



- (A) Zastavbovy rozmer / Baumaße / In-built dimension  
 (B) Litinový odvod kouře / Cast iron spigot / Der gusseiserne Rauchabgang  
 (C) Centralni privod vzduchu / Central air inlet / Zentralluftzufuhr  
 (D) Primarni a sekundarni vzduch / Primary and secondary air / Primärluft und Sekundärluft